





# Campbell High School




## Junior Advisement Follow-up/Action Required

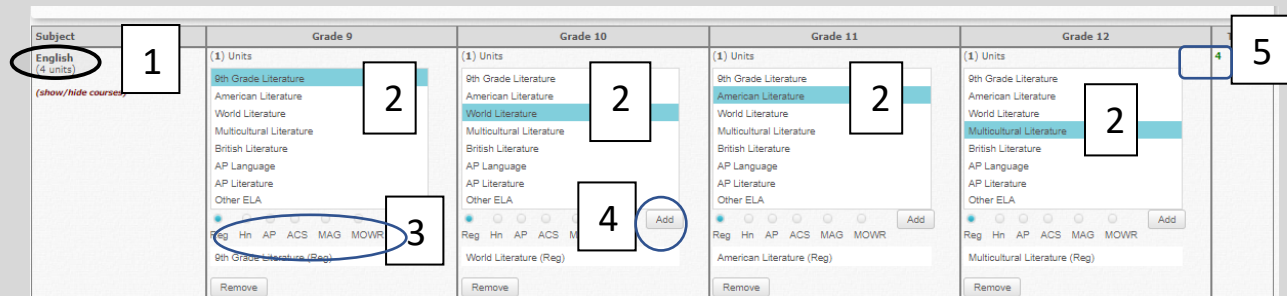
Visit [www.campbellhscounseling.com/juniors](http://www.campbellhscounseling.com/juniors) for access to these action items

1. [Submit Senior Elective Registration](#) – complete within 48 hours of your Jr. Adv Conference. See link above for course catalog and elective choices.
2. Complete mandatory requirements in Naviance- Scroll down on your Naviance homepage until you see this:

Important To-Dos and Tasks	
 TASK	11th Grade - Bridge Law Survey DUE Tuesday May 31, 2022 Assigned by Your School Counselors
 TASK	11th Grade IGP (SY 21-22) DUE Tuesday May 31, 2022 Assigned by Your School Counselors

- a. Complete Bridge Law survey: Click “Take this survey” to the left of . You will add 3 colleges to your “Thinking About List” in Naviance. A minimum of 3 is required for everyone!
- b. Update IGP:
  - i. Click here:  
<http://aportal.cobbk12.org/IGP/IGPHighSchool.aspx>
  - ii. Use your school computer login to gain access
  - iii. Use your status sheet from your Junior Advisement to update or plug in classes needed for graduation. See picture below with the corresponding numbers to the items necessary.
    1. You will see each subject area in the first column. English, Math, Sci, etc.

- Click on which class you took or will take in that school year (Grade levels across the top columns).
- Once the course is highlighted, you can choose the level: Regular (onlevel), Honors, AP, MAG/IB, MOWR/DE.
- Click ADD and the course will move below the selection of classes.
- Be sure the right vertical column contains all **GREEN** numbers. If it is in **RED**, you have not marked enough courses for that section.



- The bottom right box of all of the columns should be a **GREEN** 23 or higher.
- Check which pathway you are pursuing below the columns.
- Check “This Graduation Plan has been updated for this school year.”
- Log out. Changes will be automatically saved.
- Check out the great resources on Junior page of the website under the “Jr. Advisement Action Items” instructions.
- If you did not attend Junior Jumpstart or would like a refresher. You review the PowerPoint presentation [HERE](#).
- If your family did not attend College Information Night, you can watch it [HERE](#).